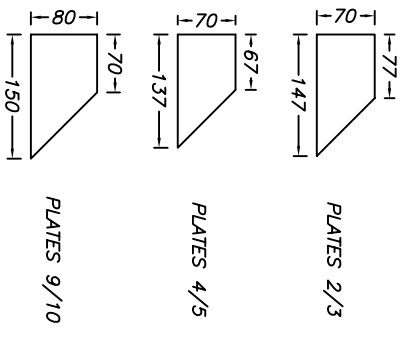


No	Mat	No Off	DESCRIPTION
1	S/S	1	150 x 147 x 3mm
2/3	S/S	2	3mm AS DETAILED
4/5	S/S	2	3mm AS DETAILED
6	S/S	1	150 x 77 x 3mm
7	S/S	1	150 x 64 x 3mm
8	S/S	1	217 x 150 x 3mm
9/10	S/S	2	3mm AS DETAILED
11	S/S	1	150 x 110 x 3mm
12	S/S	1	196 x 176 x 3mm
13	S/S	1	150 x 70 x 3mm WITH $\phi 14$ HOLE (PURGE PLATE)



INSTRUCTIONS:

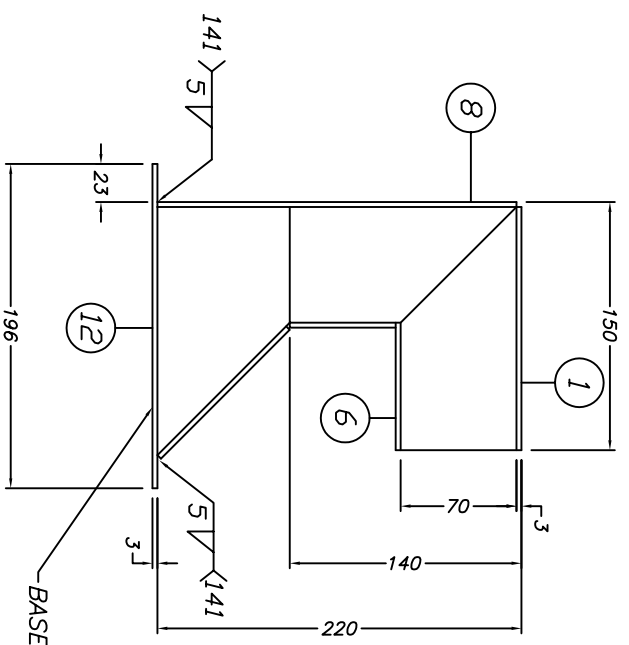
UNLESS NOTED OTHERWISE, WELD ALL JOINTS WITH GTAW, TIG (141) WITH BASE 'X' IN THE FLAT POSITION
 ARC WASHING OVER COMPLETED WELD NOT PERMITTED
 NO POST CLEANING OF THE WELD IS PERMITTED

ALL DIMENSIONS IN MILLIMETRES

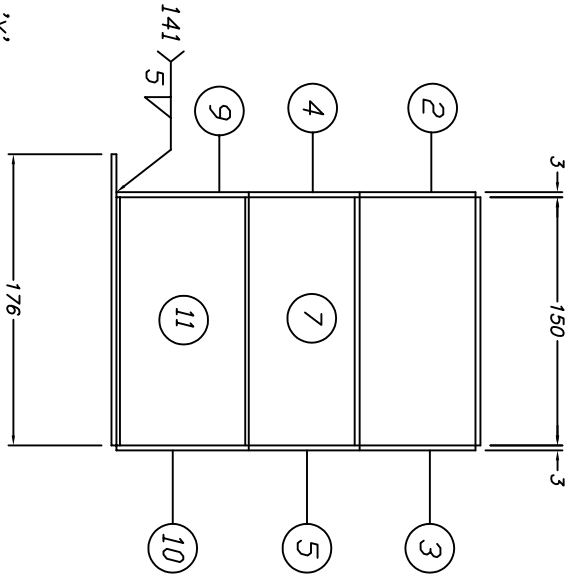
2009 AWS SKILLSUSA
 WELD TRIALS
 KANSAS CITY, MO

ISB A VIEW

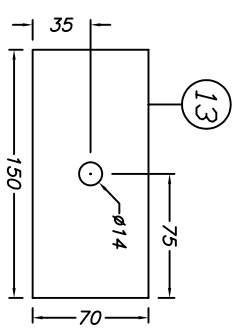
STAINLESS STEEL



ELEVATION



END ELEVATION



PURGE PLATE
 150 x 70 x 3
 WITH $\phi 14$ HOLE